



MaddMan Mounts


Skateboard Mount



STEP 1

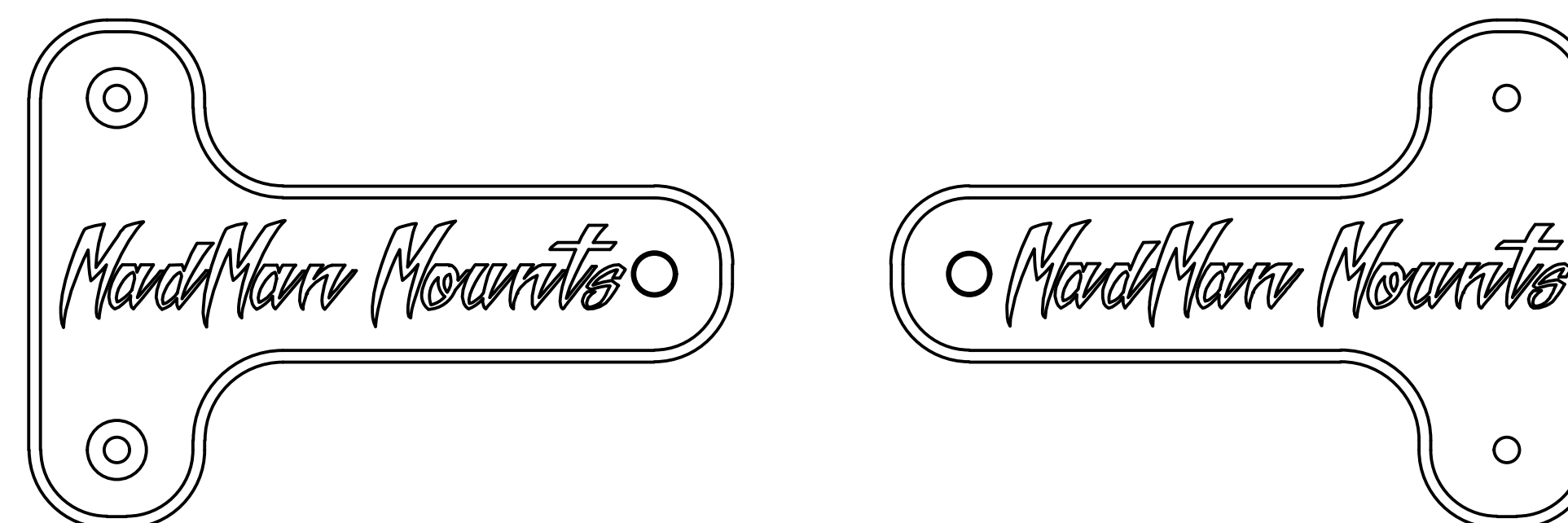
Start the 1/4-20 x $\frac{5}{16}$ set screw into the threaded hole in the Base Plate end.

Install using the wrench provided until the set screw is flush with the end.




STEP 3

Use the (2) 2.00 inch wood screws to mount the Base Plate to a stud in your wall. Be careful to mount it level.



STEP 2

Decide which way you would like your mount to face.



STEP 4

Place the Hanger into and level with the Base Plate.

Tighten the 1/4-20 x $\frac{5}{16}$ set screw to secure the Hanger Rod in place. Mount your skateboard on the Hanger Rod through the top truck.